

WP-XXXBB/G6-144H

Half-Cut Monocrystalline PERC Solar Module

Mono PERC Module

144 CELL

Power Output Range


435-450 W

Maximum System Voltage






1500V DC

Maximum Efficiency

20.70%



Durability Assured

-  Outstanding performance in weak-light conditions
-  Anti-PID
-  Excellent temperature coefficient giving higher yields in the long term
-  IP68 connectors enhance the reliability of the PV system
-  Positive current sorting
-  Certified to withstand increased loads of up to 5400Pa
-  15-year product warranty
25-year performance warranty
-  Salt mist corrosion certification
-  Ammonia corrosion certification
-  Fire test certification
-  Blowing sand resistance certification



MANAGEMENT SYSTEM CERTIFICATES

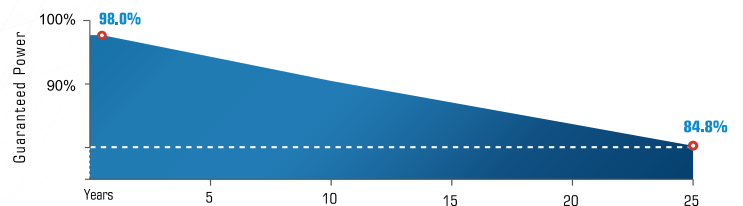
ISO 9001:2015/Quality management system
 ISO 14001:2015/Standards for environmental management system
 OHSAS 18001:2007/ International Standards for occupational health & safety

PRODUCT CERTIFICATES

IEC 61215/ IEC 61730:VDE/TUV SUD/TUV Rheinland/CE
 UL 1703 / 61730: UL
 IEC 62716, IEC 61701 ED2: VDE



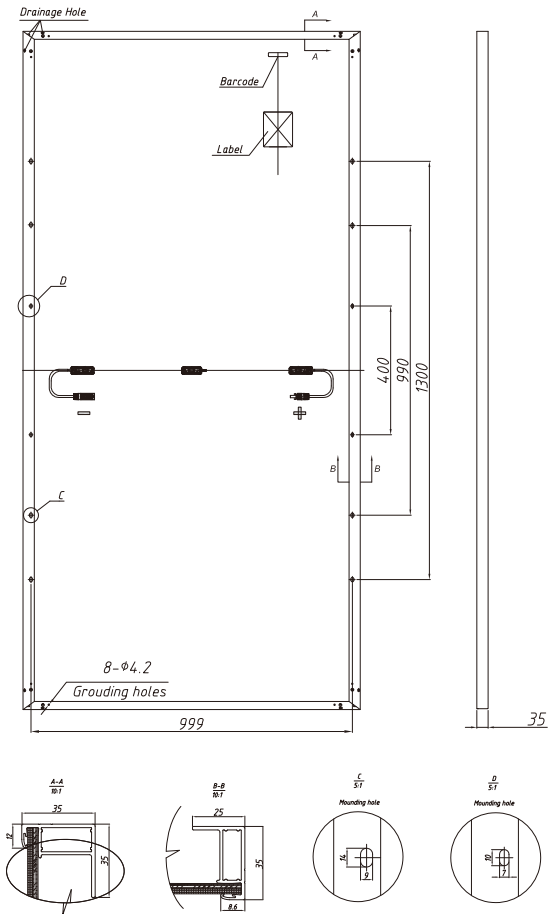
LINEAR PERFORMANCE WARRANTY



15-year Product Warranty | **25-year Linear Performance Warranty**



Module Dimension (mm)



Electrical Characteristics (STC*)

Power Class		435	440	445	450
Nominal Power (Pmax)	(W)	435	440	445	450
Open Circuit Voltage (Voc)	(V)	49.60	49.80	49.90	50.00
Short Circuit Current (Isc)	(A)	11.53	11.60	11.72	11.83
Voltage at Pmax (Vmp)	(V)	40.70	40.90	41.00	41.10
Current at Pmax (Imp)	(A)	10.70	10.77	10.86	10.96
Module Efficiency	(%)	20.00	20.20	20.50	20.70
Power Tolerance		0~+5W			

* Irradiance 1000W/m², Cell Temperature 25°C, Air Mass 1.5

Electrical Characteristics (NOCT*)

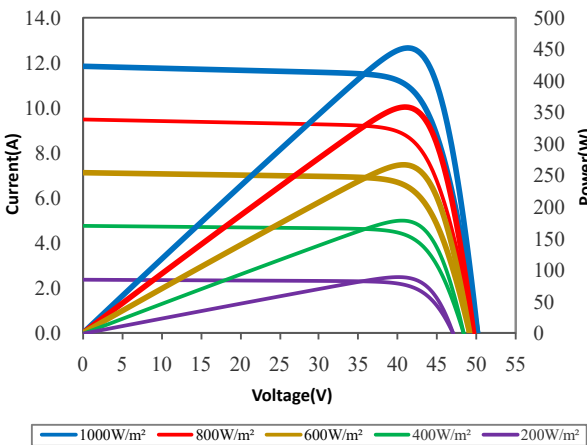
Power Class		435	440	445	450
Nominal Power (Pmax)	(W)	322	326	330	333
Open Circuit Voltage (Voc)	(V)	46.90	47.10	47.20	47.20
Short Circuit Current (Isc)	(A)	9.31	9.37	9.46	9.55
Voltage at Pmax (Vmp)	(V)	38.50	38.60	38.70	38.80
Current at Pmax (Imp)	(A)	8.36	8.45	8.53	8.58

*Irradiance of 800W/m², Ambient Temperature 20°C, Wind Speed 1m/s

Mechanical Characteristics

Number of Cells	132 cells(6x24)
Cell Type	Monocrystalline 166mm x 83mm
Dimensions of Module L*W*H (mm)	2094x1038x35 mm
Weight (kg)	23.5
Glass	3.2mm AR Coating tempered glass
Frame	Anodized aluminium alloy
J-Box	IP68,3 Bypass Diodes
Cable	4mm ² (IEC), 1400mm
Wind/ Snow Load	2400Pa/5400Pa
Connector	Staubli EVO2 or Compatible

Current-Voltage Curve, WP-450BB/G6-144H



Temperature Characteristics

Nominal Operation Cell Temperature (NOCT)	45°C±2°C
Temperature Coefficient of Pmax	-0.39%/°C
Temperature Coefficient of Voc	-0.29%/°C
Temperature Coefficient of Isc	0.049%/°C

Design Characteristics

Operating Temperature	-40°C TO +85°C
Maximum System Voltage	1000V / 1500V DC(IEC)
Max Series Fuse Rating	20A
Application Classification	Class A
Module Fire Performance	Class C

Packing Information

Module per Pallet	31 pieces
Module per 40' container	682 pieces

*Wattpower reserves the right to make any adjustment to the information described herein at any time without notice. Please always obtain the most recent version of the datasheet which shall be duly incorporated into the binding contract made by the parties governing all transactions related to the purchase and sale of the products described herein.