

WP-XXX/G8-144H

Half-Cut Monocrystalline PERC Solar Module

Mono PERC Module

144 CELL

Power Output Range

540-555 W

Maximum System Voltage

1500V DC

Maximum Efficiency

21.50%



OUTSTANDING PRODUCT PERFORMANCE

- Cutting-edge half-cut technology
- High power output reaching 555W with module efficiency up to 21.50%
- Reduce hot spot risk and power loss with lower working temperature
- Low power loss under shading conditions



HIGH RELIABILITY

- Monitored and tested with strengthened quality control system
- Solid PID Resistant
Ensured by solar cell process optimization and material control
- 100% EL double inspection
- Minimized micro-cracks with innovation non-destructive

cutting technology

- Positive tolerance guaranteed: 0-+5W



CERTIFIED TO STAND EXTREME WEATHER CONDITIONS

- Material performance up to 5400Pa snow load maximum 2400Pa wind load maximum



A BETTER INVESTMENT CHOICE

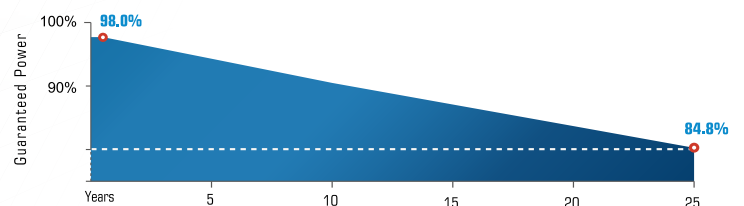
- Higher power output
- Higher module efficiency, 1500V DC design to bring higher energy yield, saving BOS cost
- Inclusive 15 years product warranty and 25 year performance warranty

CERTIFICATES

IEC61215, IEC61730
 ISO 9001:2015 Quality management system
 ISO 14001 Standards for environment management system
 OHSAS 18001 International standards for occupational health & safety



LINEAR PERFORMANCE WARRANTY

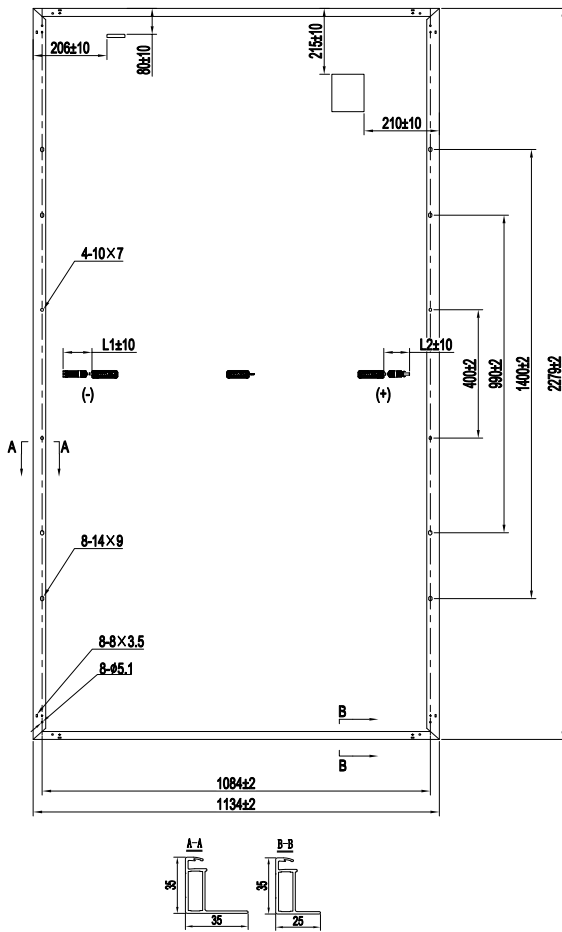


15-year Product Warranty

25-year Linear Power Warranty



Module Dimension (mm)



Electrical Characteristics (STC*)

Power Class		540	545	550	555
Nominal Power (Pmax)	(W)	540	545	550	555
Open Circuit Voltage (Voc)	(V)	49.50	49.65	49.80	49.95
Short Circuit Current (Isc)	(A)	13.90	13.95	14.00	14.07
Voltage at Pmax (Vmp)	(V)	41.65	41.80	41.95	42.10
Current at Pmax (Imp)	(A)	12.97	13.05	13.12	13.20
Module Efficiency	(%)	20.90	21.10	21.30	21.50
Power Tolerance		0~+5W			

* Irradiance 1000W/m², Cell Temperature 25°C, Air Mass 1.5

Electrical Characteristics (NOCT*)

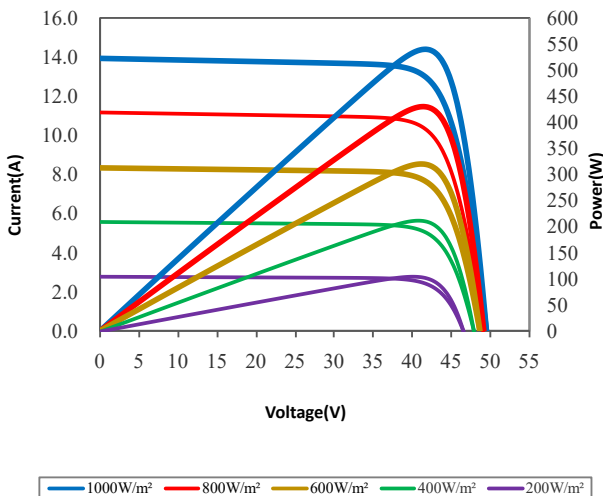
Power Class		540	545	550	555
Nominal Power (Pmax)	(W)	402	405	409	413
Open Circuit Voltage (Voc)	(V)	46.92	47.06	47.20	47.34
Short Circuit Current (Isc)	(A)	11.22	11.26	11.30	11.36
Voltage at Pmax (Vmp)	(V)	39.48	39.62	39.76	39.90
Current at Pmax (Imp)	(A)	10.18	10.22	10.29	10.35

*Irradiance of 800W/m², Ambient Temperature 20°C, Wind Speed 1m/s

Mechanical Characteristics

Number of Cells	144 cells(6x24)
Cell Type	Monocrystalline 182mm x 91mm
Dimensions of Module L*W*H (mm)	2279x1134x35 mm
Weight (kg)	28.5
Glass	3.2mm AR Coating tempered glass
Frame	Anodized aluminium alloy
J-Box	IP68,3 Bypass Diodes
Cable	4mm ² (IEC) length:1400mm
Wind/ Snow Load	2400Pa/5400Pa
Connector	Staubli EVO2 or Compatible

Current-Voltage Curve, WP-540/G8-144H



Temperature Characteristics

Nominal Operation Cell Temperature (NOCT)	43°C±2°C
Temperature Coefficient of Pmax	-0.33%/°C
Temperature Coefficient of Voc	-0.26%/°C
Temperature Coefficient of Isc	0.042%/°C

Design Characteristics

Operating Temperature	-40°C TO +85°C
Maximum System Voltage	1500V DC(IEC)
Max Series Fuse Rating	25A
Application Classification	Class A
Module Fire Performance	Class C

Packing Information

Module per Pallet	31 pieces
Module per 40' container	620 pieces

*Wattpower reserves the right to make any adjustment to the information described herein at any time without notice. Please always obtain the most recent version of the datasheet which shall be duly incorporated into the binding contract made by the parties governing all transactions related to the purchase and sale of the products described herein.