

# WP-XXX/G8-156H

Half-Cut Monocrystalline PERC Solar Module

Mono PERC Module

**156 CELL**

Power Output Range

**590-605 W**

Maximum System Voltage

**1500V DC**

Maximum Efficiency

**21.50%**



### OUTSTANDING PRODUCT PERFORMANCE

- Cutting-edge half-cut technology
- High power output reaching 605W with module efficiency up to 21.60%
- Reduce hot spot risk and power loss with lower working temperature
- Low power loss under shading conditions



### HIGH RELIABILITY

- Monitored and tested with strengthened quality control system
- Solid PID Resistant  
Ensured by solar cell process optimization and material control
- 100% EL double inspection
- Minimized micro-cracks with innovation non-destructive

cutting technology

- Positive tolerance guaranteed: 0-+5W



### CERTIFIED TO STAND EXTREME WEATHER CONDITIONS

- Material performance up to 5400Pa snow load maximum 2400Pa wind load maximum



### A BETTER INVESTMENT CHOICE

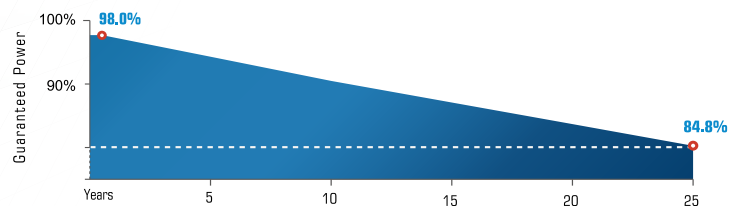
- Higher power output
- Higher module efficiency, 1500V DC design to bring higher energy yield, saving BOS cost
- Inclusive 15 years product warranty and 25 year performance warranty

### CERTIFICATES

IEC61215, IEC61730  
 ISO 9001:2015 Quality management system  
 ISO 14001 Standards for environment management system  
 OHSAS 18001 International standards for occupational health & safety



### LINEAR PERFORMANCE WARRANTY

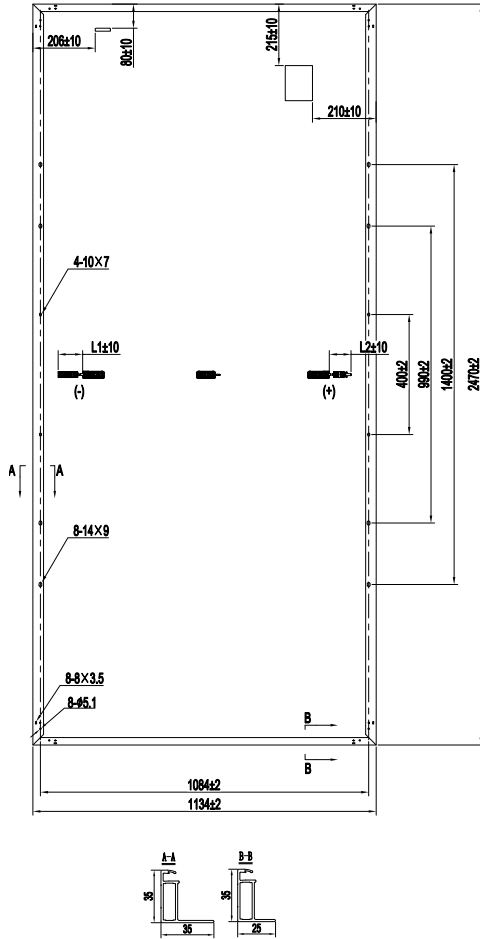


**15-year Product Warranty**

**25-year Linear Power Warranty**



**Module Dimension (mm)**



**Electrical Characteristics (STC\*)**

Power Class		590	595	600	605
Nominal Power (Pmax)	(W)	590	595	600	605
Open Circuit Voltage (Voc)	(V)	53.79	53.94	54.09	54.24
Short Circuit Current (Isc)	(A)	13.96	14.03	14.10	14.17
Voltage at Pmax (Vmp)	(V)	45.28	45.43	45.58	45.73
Current at Pmax (Imp)	(A)	13.04	13.11	13.17	13.24
Module Efficiency	(%)	21.10	21.20	21.40	21.60
Power Tolerance		0~+5W			

\* Irradiance 1000W/m<sup>2</sup>, Cell Temperature 25°C, Air Mass 1.5

**Electrical Characteristics (NOCT\*)**

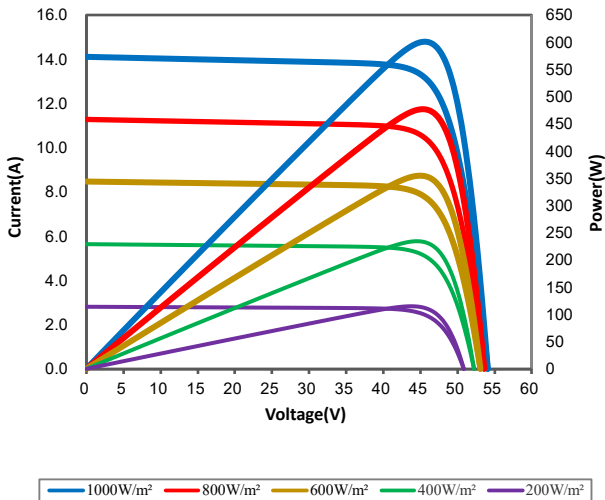
Power Class		590	595	600	605
Nominal Power (Pmax)	(W)	439	443	446	450
Open Circuit Voltage (Voc)	(V)	50.98	51.12	51.27	51.41
Short Circuit Current (Isc)	(A)	11.27	11.32	11.38	11.44
Voltage at Pmax (Vmp)	(V)	42.92	43.06	43.20	43.34
Current at Pmax (Imp)	(A)	10.23	10.29	10.32	10.38

\*Irradiance of 800W/m<sup>2</sup>, Ambient Temperature 20°C, Wind Speed 1m/s

**Mechanical Characteristics**

Number of Cells	156 cells(6x26)
Cell Type	Monocrystalline 182mm x 91mm
Dimensions of Module L*W*H (mm)	2470x1134x35 mm
Weight (kg)	30.5
Glass	3.2mm AR Coating tempered glass
Frame	Anodized aluminium alloy
J-Box	IP68,3 Bypass Diodes
Cable	4mm <sup>2</sup> (IEC) length:1400mm
Wind/ Snow Load	2400Pa/5400Pa
Connector	Staubli EVO2 or Compatible

**Current-Voltage Curve, WP-605/G8-156H**



**Temperature Characteristics**

Nominal Operation Cell Temperature (NOCT)	43°C±2°C
Temperature Coefficient of Pmax	-0.33%/°C
Temperature Coefficient of Voc	-0.26%/°C
Temperature Coefficient of Isc	0.042%/°C

**Design Characteristics**

Operating Temperature	-40°C TO +85°C
Maximum System Voltage	1500V DC(IEC)
Max Series Fuse Rating	25A
Application Classification	Class A
Module Fire Performance	Class C

**Packing Information**

Module per Pallet	31 pieces
Module per 40' container	496 pieces

\*Wattpower reserves the right to make any adjustment to the information described herein at any time without notice. Please always obtain the most recent version of the datasheet which shall be duly incorporated into the binding contract made by the parties governing all transactions related to the purchase and sale of the products described herein.