

WP-XXX/A12-132H

132-cell Bifacial Double Glass HJT Solar Module


Mono HJT Module
132 CELL

Power Output Range
685-700W

Maximum System Voltage
1500V

Maximum Efficiency
22.5%

QUALITY BENEFITS



22.5% **Industrial Benchmark**
Up to 22.5% efficiency for double glass module



SMBB

SMBB HJT Half-Cut Technology

Unique 15BB HJT Cell with Half-cut design



Aesthetical Design

Black but transparent outfit, elegant for any rooftop



Maximum Durability & Reliability

15/30 years warranty, long-term high performance ensured



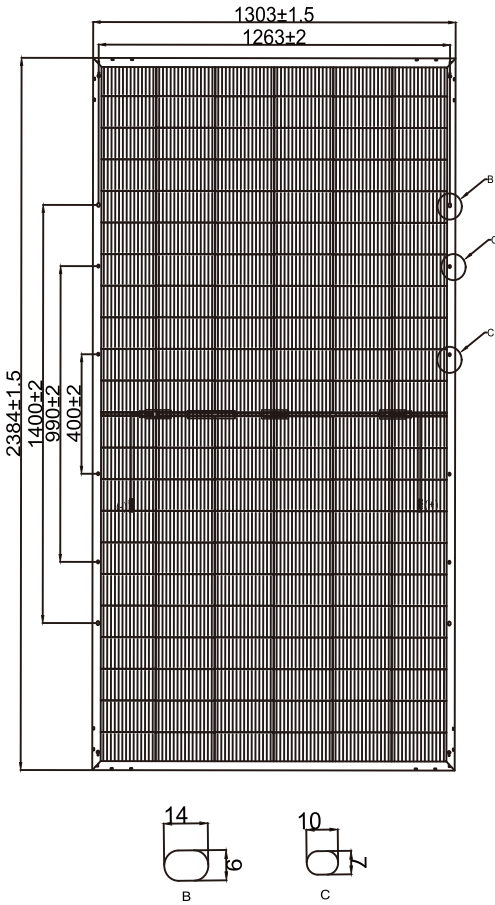
Product Warranty

15
years

Linear Power Warranty

30
years

Engineering Drawings



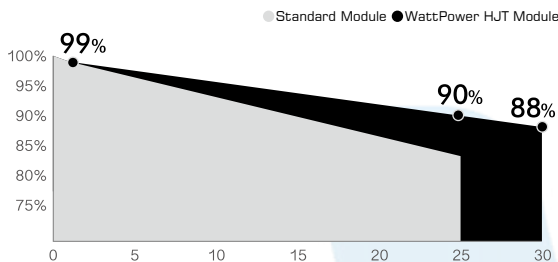
Temperature Characteristics

Nominal Operating Cell Temp. (NOCT)	44 C (±2 C)
Temperature Coefficient of Pmax	-0.26 %/C
Temperature Coefficient of Voc	-0.24 %/C
Temperature Coefficient of Isc	0.04 %/C

Certifications & Warranty

Safety	Class II
Fire Rating	Class A
Product Warranty	15 Yrs Workmanship
Performance Warranty of Pmax	30 Yrs Linear Warranty*

*1st year 99%, after 2nd year 0.375% annual degradation to year 30.



Electrical Characteristics (STC)

Model Number	WP-685/A12 -132H	WP-690/A12 -132H	WP-695/A12 -132H	WP-700/A12 -132H
Maximum Power (Pmax)	685W	690W	695W	700W
Max Module Efficiency(%)	22.1%	22.2%	22.4%	22.5%
Voltage at Max Power (Vmp)	41.65V	41.80V	41.95V	42.10V
Current at Max Power (Imp)	16.45A	16.51A	16.57A	16.63A
Open Circuit Voltage (Voc)	49.66V	49.82V	49.98V	50.13V
Short Circuit Current (Isc)	17.25A	17.31A	17.37A	17.43A
Operating Module Temperature	-40 to +85 C			
Maximum System Voltage	DC1500V (IEC)			
Maximum Series Fuse	30A			
Rating Power Sorting	0~+5W			

*STC: Irradiance 1000 W/m², module temperature 25 C, AM=1.5; Best in Class AAA solar simulator used, power measurement uncertainty is within +/- 3%.

NOCT

	685W	690W	695W	700W
Max. Power at NOCT (Pmax)	521W	525W	529W	532W
Voltage Max. Power (Vmp)	39.75V	39.89V	40.04V	40.18V
Current Max Power (Imp)	13.10A	13.15A	13.20A	13.25A
Open Circuit Voltage (Voc)*	47.40V	47.55V	47.70V	47.84V
Short Circuit Current (Isc)*	13.90A	13.95A	14.00A	14.05A

*NOCT: 800W/m² Irradiance, 20 C ambient temperature, AM=1.5, wind speed 1m/s. Values are based on RETC certified results from a light-soaked module.

BSTC

	685W	690W	695W	700W
Max. Power at NOCT (Pmax)	756W	761W	767W	772W
Voltage Max. Power (Vmp)	41.65V	41.80V	41.95V	42.10V
Current Max Power (Imp)	18.16A	18.21A	18.29A	18.34A
Open Circuit Voltage (Voc)*	49.66V	49.82V	49.98V	50.13V
Short Circuit Current (Isc)*	19.04A	19.09A	19.17A	19.22A

*BSTC: Front side irradiation 1000W/m², back side reflection irradiation 135W/m², spectrum AM1.5, ambient temperature 25 C.

Mechanical Characteristics

Laminate Structure	Glass/ POE/ Cells/ POE/ Glass
Cell Type	HJT Mono 210 x 105 mm
Cell Connection	132 (66x2)
Module Dimensions	2384x 1303x 35 mm
Weight	38.7 kg
Junction Box	IP67 / IP68
Output Cable	4mm ² , 200mm in length, length can be customized
Connectors Type	UV Resistant Cable/Compatible MC4
Frame	Anodised Aluminum Alloy
Glass Thickness	(F) 2.0mm Anti-Reflective surface Solar Glass, (B) 2.0mm Solar Glass

* Mechanical load test report per Solar PTL (IEC 61730)

Packing Information

Module per Pallet	31 pcs
Module per 40' container	558 pcs